

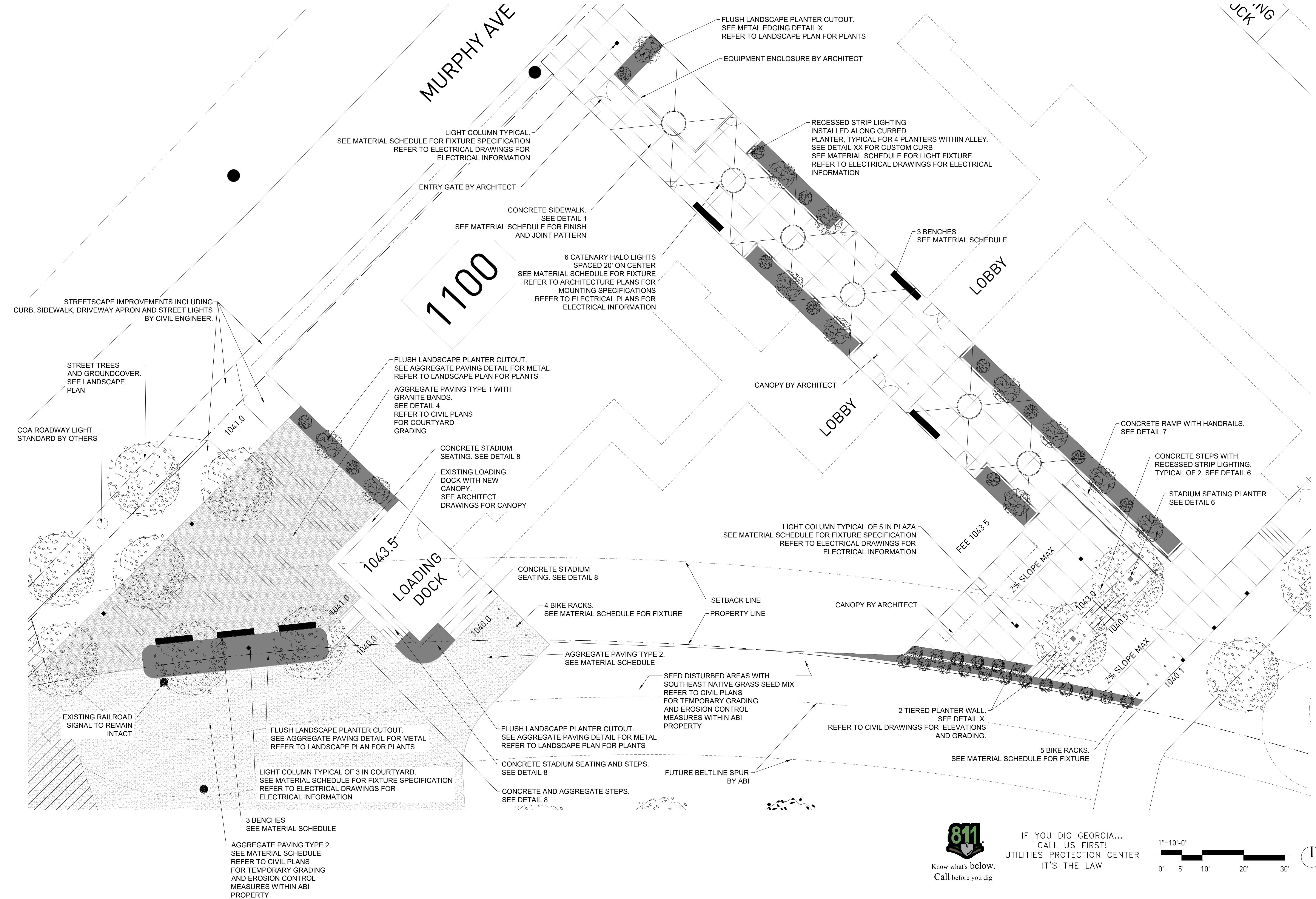
DESIGN DEVELOPMENT PHASE

Mark	Date	Description
1	07/27/20	DD SUBMITTAL

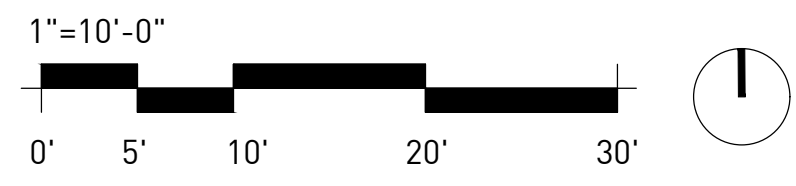
Project ID
Drawn By JK / NL
Checked By JK
Sheet Title

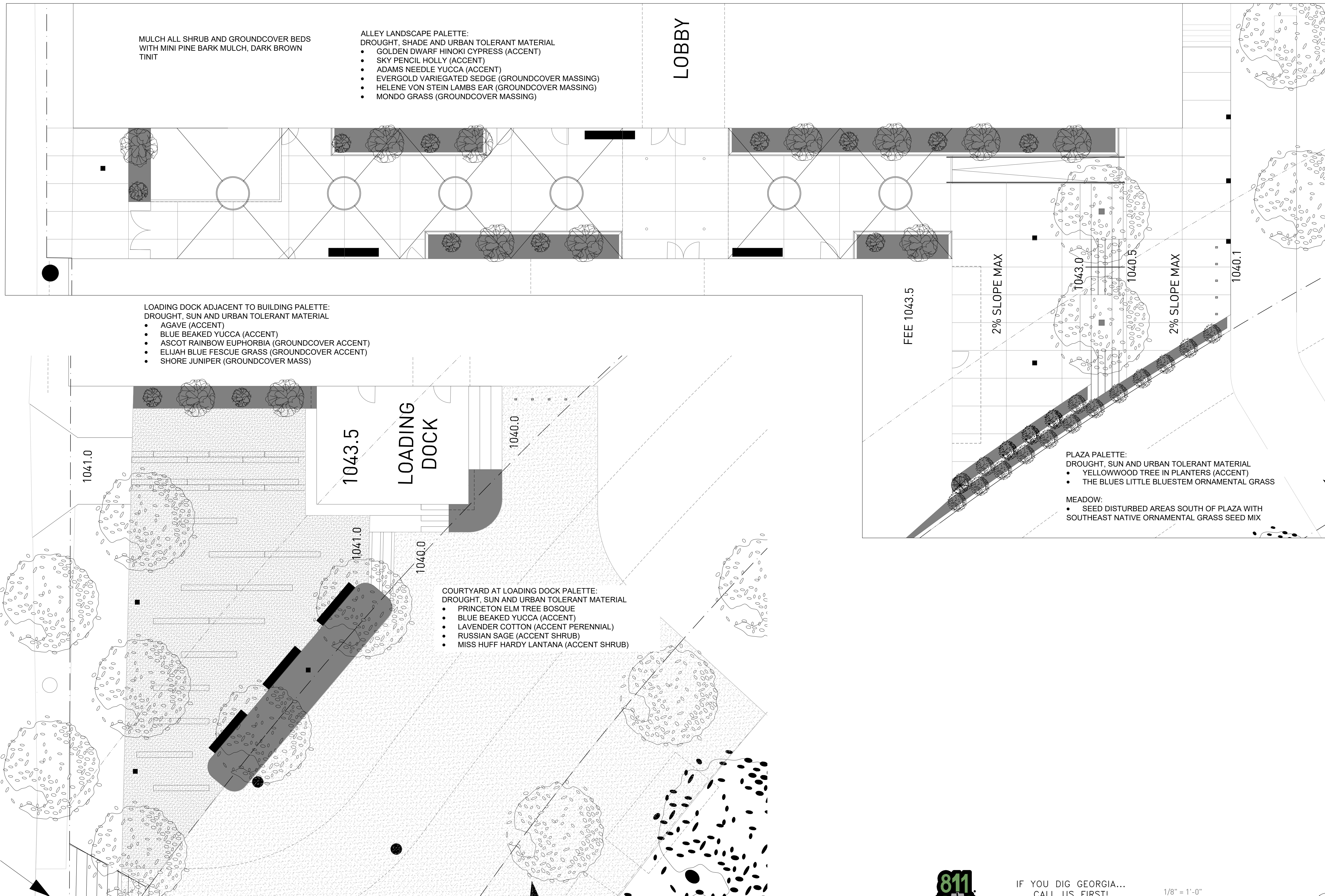
**PLAZA
HARDSCAPE**

Drawing No.
L-1.1



IF YOU DIG GEORGIA...
CALL US FIRST!
UTILITIES PROTECTION CENTER
IT'S THE LAW





DESIGN DEVELOPMENT PHASE


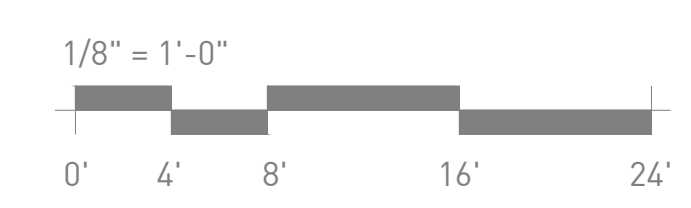
Mark	Date	Description
1	07/27/20	DD SUBMITTAL

Project ID
 Drawn By JK / NL
 Checked By JK
 Sheet Title

LANDSCAPE PLAN
 Drawing No. **L-1.3**



IF YOU DIG GEORGIA...
 CALL US FIRST!
 UTILITIES PROTECTION CENTER
 IT'S THE LAW



HARDSCAPE MATERIAL SCHEDULE	
HARDSCAPE NOTES:	
1. PROVIDE SAMPLES AND FIELD MOCK-UPS FOR OWNER APPROVAL.	
2. SEE DETAILS FOR ADDITIONAL INFORMATION	
ITEM	SPECIFICATION
CONCRETE SIDEWALK	4" THICK PLAIN GREY CONCRETE 5' X 10' SAW CUT CONTROL JOINTS LIGHT AND HEAVY ACID WASH FINISH FOR LINEAR BANDING CONTRAST
AGGREGATE PAVING TYPE 1	SLATESCAPE PATHWAY MIX
AGGREGATE PAVING TYPE 2	70/30 BLEND: # 89 STONE AND GRANITE DUST
GRANITE BANDS	EACH SECTION: 12" WIDE X 10' LONG X 6" DEEP. SPLIT FACE FINISH. PLACED FLUSH WITH COMPACTED AGGREGATE
CONCRETE PLANTER CURB	PLAIN GREY FIBER MESH REINFORCED CONCRETE SMOOTH TROWEL FINISH ALL EXPOSED SIDES
CONCRETE RETAINING WALL	PLAIN GREY CONCRETE SMOOTH TROWEL FINISH ALL EXPOSED SIDES
CONCRETE STADIUM SEATING	PLAIN GREY CONCRETE SMOOTH TROWEL FINISH ALL EXPOSED SIDES
STADIUM SEATING PLANTER	2" SQUARE CAMBIA ASH THERMALLY MODIFIED WOOD VENEER SECURED TO REINFORCED
CONCRETE STEPS	PLAIN GREY CONCRETE SMOOTH TROWEL FINISH ALL EXPOSED SIDES
SITE RAILING	POWDER COATED STEEL RAILING COLOR/FINISH TO MATCH LIGHT FIXTURES
EDGING TO SEPARATE AGGREGATE AND LANDSCAPE	1/8 INCH X 4" ALUMINUM EDGING WITH 12" STAKES. FLUSH WITH MULCH

LIGHT FIXTURE SCHEDULE		
LIGHTING NOTES:		
1. PRICE ALL FIXTURES PER SPECIFICATIONS		
2. NO LIGHT FIXTURE SUBSTITUTIONS		
ITEM	SPECIFICATION	CONTACT INFORMATION
COLUMN LIGHT 14.5' TALL X 9.5" SQUARE	MANUFACTURER: LIGMAN LIGHTING FIXTURE NAME:VANCOUVER 1 LIGHT COLUMN MODEL # UVA 20001. LED LIGHT SOURCE. METAL FINISH TO MATCH WALL FIXTURES BY ARCHITECT. REFER TO ELECTRICAL DRAWINGS FOR ELECTRICAL INFORMATION	Lighting Associates, Inc. Sales Rep: Liz van Hees Contact information: 404-293-8651 liz@lightingassociates.com
RECESSED STRIP LIGHTING 0.59" W x 0.57" H x Various L	MANUFACTURER: ITC-US LIGHTING FIXTURE NAME:ELIO FAÇADE EXTERIOR LED FLEXIBLE LIGHT. LED LIGHT SOURCE. SCREW BRACKET INTO CURB NOTCH. REFER TO ELECTRICAL DRAWINGS FOR ELECTRICAL INFORMATION.	Lighting Associates, Inc. Sales Rep: Liz van Hees Contact information: 404-293-8651 liz@lightingassociates.com
CATENARY HALO LIGHT	MANUFACTURER: STRUCTURA LIGHTING FIXTURE NAME: VOLTA ALUMINUM RING PENDANT WITH CATENARY CABLE. LED LIGHT SOURCE. METAL FINISH TO MATCH WALL FIXTURES BY ARCHITECT. REFER TO STRUCTURAL DRAWINGS FOR MOUNTING DETAIL SECURED TO BUILDINGS. REFER TO ELECTRICAL DRAWINGS FOR ELECTRICAL INFORMATION.	Ardd & Winter Sales Rep: Taylor Lynn Contact information: 770-368-2740 taylor@awlights.com

SITE FURNITURE SCHEDULE		
FURNITURE NOTES:		
1. PRICE ALL FURNITURE PER SPECIFICATIONS		
2. NO FURNITURE SUBSTITUTIONS		
ITEM	SPECIFICATION	CONTACT INFORMATION
BIKE RACK: 5" X 4" X 34" TALL	MANUFACTURER: FORMS AND SURFACES FIXTURE NAME: CAPITOL BIKE RACK METAL FINISH TO MATCH WALL FIXTURES BY ARCHITECT. SURFACE MOUNT	FORMS AND SURFACES 800-451-0410 www.forms-surfaces.com
BENCH: 8' WIDE	MANUFACTURER: FORMS AND SURFACES FIXTURE NAME: HUDSON BENCH FINISH: IPE WOOD, NATURAL OIL FINISH SURFACE MOUNT	FORMS AND SURFACES 800-451-0410 www.forms-surfaces.com
TRASH RECEPTACLE	MANUFACTURER: FORMS AND SURFACES FIXTURE NAME: CORDIA FINISH: IPE WOOD, NATURAL OIL FINISH SURFACE MOUNT	FORMS AND SURFACES 800-451-0410 www.forms-surfaces.com

Bid Notes:


Unit price shall include cost of materials and labor to furnish items indicated, including, but not limited to, freight, delivery, storage, handling, protection, of completed work, soil mix, mulch, gravel, drainage materials, drainage testing, 12 month warranty, taxes, general conditions, overhead and profit.

Note: Contractor to supply quantities from plan and field verification.

LANDSCAPE MATERIAL SCHEDULE

QUANTITY	BOTANICAL NAME	COMMON NAME	Minimum Size	Notes	Unit Cost	Total Cost
STREETSCAPE						
2	<i>Ulmus americana 'Princeton'</i>	PRINCETON ELM	3.5" CALIPER	uniform and matching		
	<i>Schizachyrium scoparium 'The Blues'</i>	THE BLUES LITTLE BLUESTEM	3 GALLON	full branching		
ALLEY						
	<i>Chamaecyparis obtusa 'Nana Lutea'</i>	GOLDEN DWARF HINOKI CYPRESS	7 GALLON	specimen selection		
	<i>Ilex crenata 'Sky Pencil'</i>	SKY PENCIL HOLLY	7 GALLON	specimen selection		
	<i>Yucca filamentosa</i>	ADAMS NEEDLE YUCCA	3 GALLON	full branching		
	<i>Carex oshimensis 'Evergold'</i>	EVERGOLD VARIEGATED SEDGE	1 GALLON	full branching		
	<i>Stachys byzantina 'Helene Von Stein'</i>	HELENE VON STEIN LAMBS EAR	1 GALLON	full branching		
	<i>Ophiopogon japonicum</i>	MONDO GRASS	1 GALLON	full branching		
PLAZA						
2	<i>Cladrastis kentukea</i>	YELLOWWOOD	3.5" CALIPER	uniform and matching, specimen		
	<i>Schizachyrium scoparium 'The Blues'</i>	THE BLUES LITTLE BLUESTEM	3 GALLON	full branching		
LOADING DOCK NEXT TO BUILDING						
	<i>Agave americana</i>	AGAVE	7 GALLON SPECIMEN	full branching		
	<i>Yucca rostrata</i>	BLUE BEAKED YUCCA	TREE FORM 4' TALL	specimen selection		
	<i>Euphorbia x martinii 'Ascot Rainbow'</i>	ASCOT RAINBOW EUPHORBIA	1 GALLON	full branching		
	<i>Festuca glauca 'Elijah Blue'</i>	ELIJAH BLUE FESCUE GRASS	1 GALLON	full branching		
	<i>Juniperus conferta</i>	SHORE JUNIPER	1 GALLON	full branching		
COURTYARD AT LOADING DOCK						
5	<i>Ulmus americana 'Princeton'</i>	PRINCETON ELM	3.5" CALIPER	uniform and matching		
	<i>Yucca rostrata</i>	BLUE BEAKED YUCCA	TREE FORM 4' TALL	specimen selection		
	<i>Santolina chamaecyparissus</i>	LAVENDAR COTTON	1 GALLON	full branching		
	<i>Perovskia atriplicifolia</i>	RUSSIAN SAGE	1 GALLON	full branching		
	<i>Lantana camara 'Miss Huff'</i>	MISS HUFF HARDY LANTANA	1 GALLON	full branching		
MEADOW						
	<i>SOUTHEAST NATIVE GRASS SEED MIX</i>	VENDOR: AMERICAN MEADOWS	SEED			
ALL AREAS:						
*	Mulch as specified on plans					
	Soil Cultivation to a 24" depth for all planting areas					
	Cleanup and Dump Fees					

* contractor to determine quantities



LANDSCAPE ARCHITECTURE
1736 Liberty Lane
Roswell, Georgia 30075
P: 404-780-2170
W: Viridianstudiosatl.com

1088-1100 MURPHY AVE
ATLANTA, GEORGIA 30310

Mark	Date	Description
1	07/27/20	DD SUBMITTAL

Project ID
Drawn By JK / NL
Checked By JK
Sheet Title

DESIGN DEVELOPMENT PHASE
MATERIAL SCHEDULES
Drawing No. L-1.5

